

# Summer Learning Programme 2020/2021

**Northland**

# The Programme

- 6 primary schools: 428 students (644 funded)

Year 3 = 145

Year 4 = 132

Year 5 = 151

Female = 201

Male = 227

- students received either 8 (higher reading levels) or 10 (lower levels) books

# Objectives

To improve students' reading achievement over the summer holidays

To combat the differential and cumulative impact of summer learning loss

# Measurements

- STAR Reading

Year	Pre Test	Post Test
3	STAR 3 – 4 B	STAR 3 – 4 B
4	STAR 3 – 4 C	STAR 5 – 6 A
5	STAR 5 – 6 B	STAR 5 – 6 B

## STAR Reading

### Test

2<sup>nd</sup> Edition

Revised

2011

Years 3 - 9

**STAR Reading Test** is designed to *supplement* the assessments teachers make every day.

STAR assesses a range of reading skills that correspond closely to the main components of reading skills as outlined in *The Literacy Learning Progressions*.

**Sub-tests:** Word Recognition, Sentence Comprehension, Paragraph Comprehension, Vocabulary Range  
Additional Subtests Year 7-9: The Language of Advertising, Styles of Writing

### STAR Reading

#### Average Scale Score

Yr 3	Yr 4	Yr 5	Yr 6	Yr 7	Yr 8	Yr 9
53.8	81.4	97.6	109.0	117.9	125.2	133.7

#### Average Progress

Yr 3-4	Yr 4-5	Yr 5-6	Yr 6-7	Yr 7-8	Yr 8-9
27.6	16.2	11.4	8.9	7.3	8.5

*Star Scale Score (STAR) from Table 6 p.33, Teacher Manual*

# Overall Results: Reading Year 3

Year Level	N	Pretest mean scale score	Posttest mean scale score	Difference	Average progress STAR Year 3 to 4
3	145	60.71	63.73	+ 3.02	+ 2.3 per month
<i>2019/2020</i>		<i>61.55</i>	<i>61.62</i>	<i>+ 0.07</i>	
<i>2018/2019</i>		<i>64.06</i>	<i>64.85</i>	<i>+ 0.79</i>	
<i>2017/2018</i>		<i>66.33</i>	<i>67.49</i>	<i>+ 1.16</i>	
					+ 5.75 over 2 ½ months
<b>Gender</b>					
Female	69	61.30	66.07	+ 4.77	
Male	76	60.16	61.61	+ 1.45	

# Year 3: Ethnicity

	N	Pre Mean	Post Mean	Difference
NZ Māori	110	60.60	63.41	+ 2.81
NZ European	25	58.64	61.90	+ 3.26
Samoan	1	59.90	67.00	+ 7.10
Fijian	1	71.70	89.20	+ 17.50
Tongan	1	78.00	79.30	+ 1.30
Niuean	1	54.60	53.10	- 1.50
Indian	1	89.20	85.50	- 3.70
Other	5	63.40	69.06	+ 5.66

# Ability

- Ability levels based on Pre-test stanines:

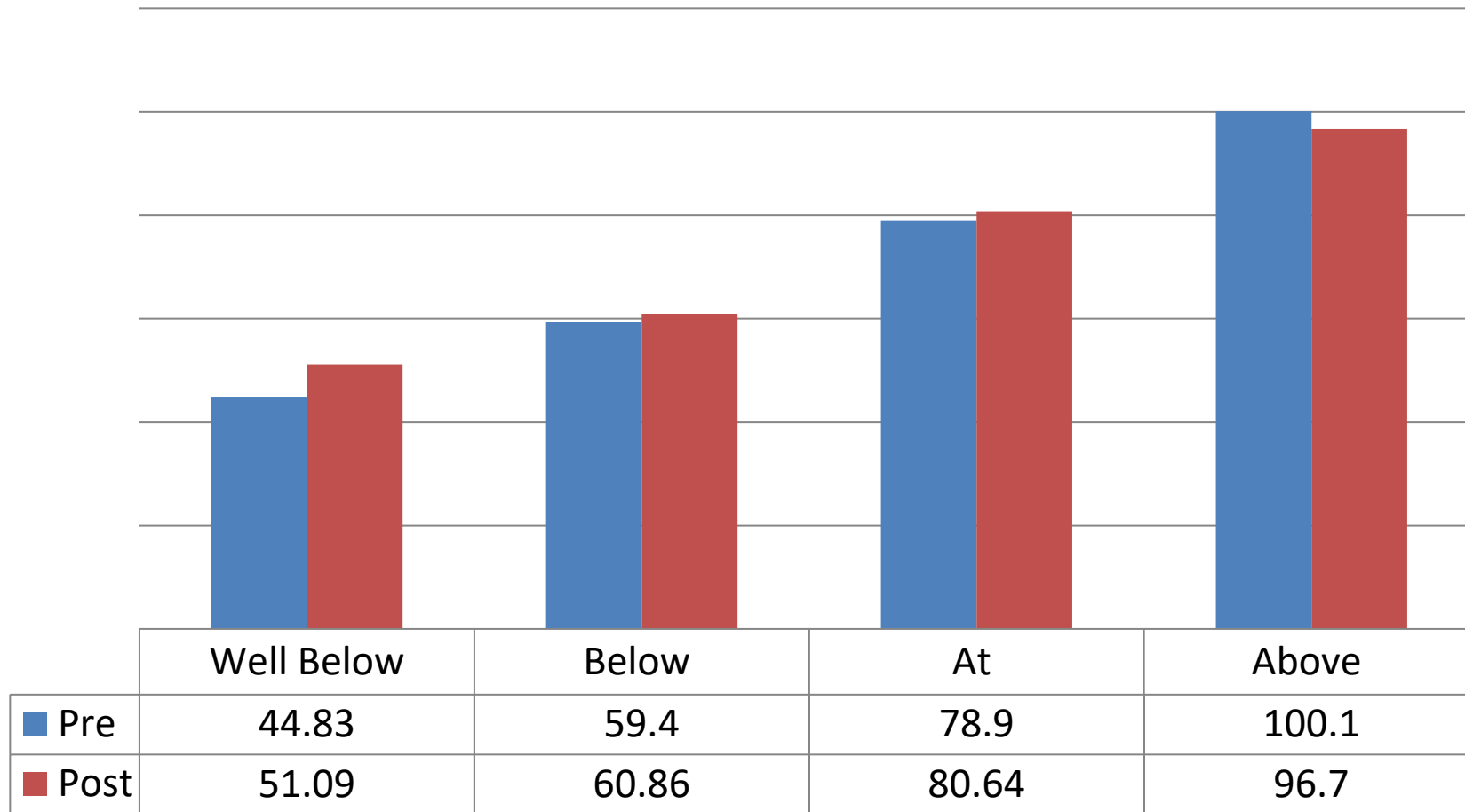
ABILITY LEVEL	STANINE
Well Below	Stanine 1
Below	Stanines 2 and 3
At	Stanines 4, 5 and 6
Above	Stanines 7, 8 and 9



# Year 3: Ability

Group	N	Pre Mean	Post Mean	Difference
Well Below	46	44.83	51.09	+ 6.26
Below	56	59.40	60.86	+ 1.46
At	42	78.90	80.64	+ 1.74
Above	1	100.10	96.70	- 3.40

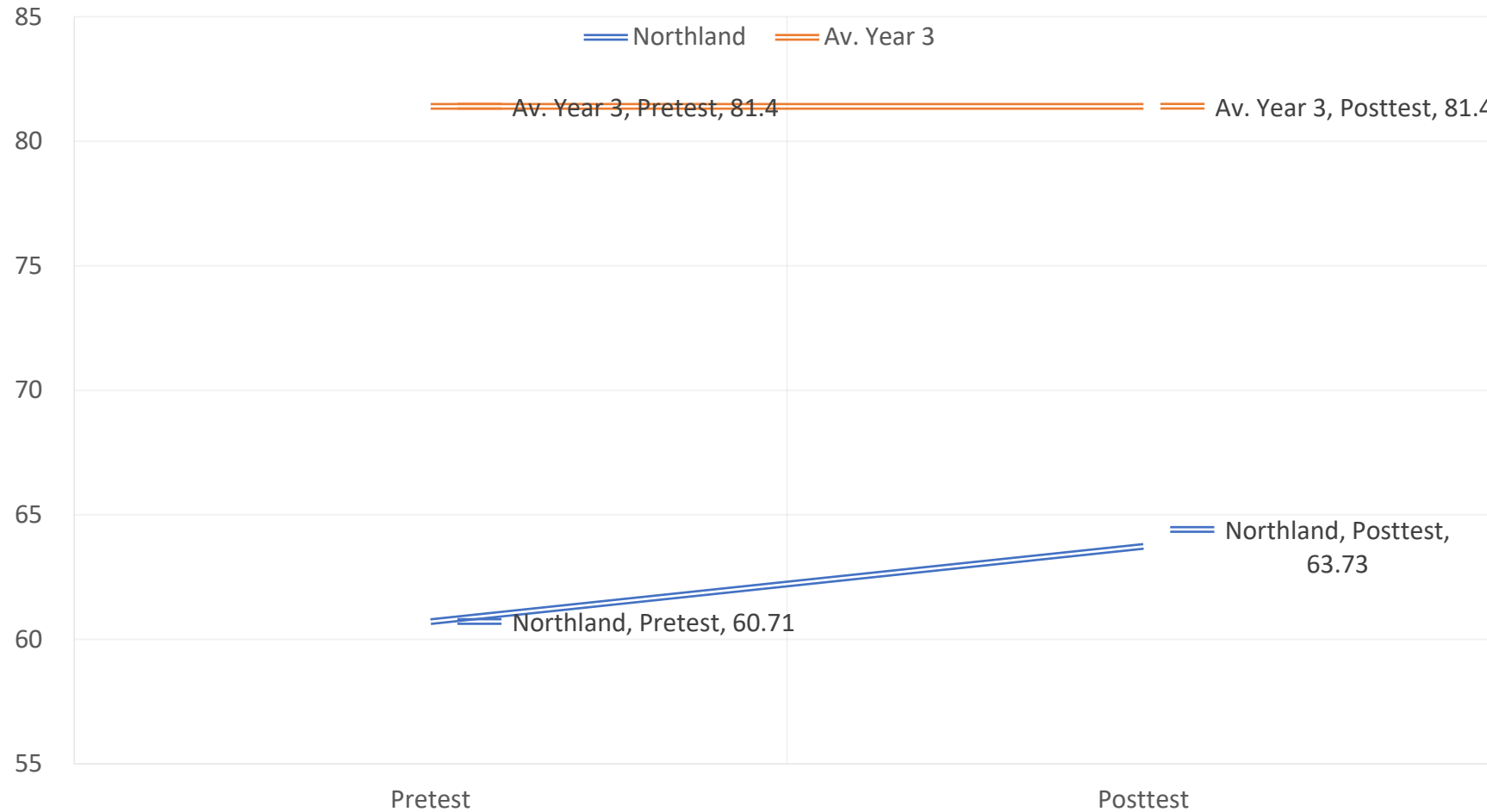
# Yr. 3 Reading Progress – Ability Levels



# Year 3: Subtests

Subtest	Pre Mean	Post Mean	Difference
Word Recognition	5.74	6.12	+ 0.38
Sentence Comp.	4.43	4.77	+ 0.34
Paragraph Comp.	4.03	4.63	+ 0.60
Vocabulary	3.41	4.00	+ 0.59

# Northland Schools Year 3 & Average Year 3



# Overall Results: Reading Year 4

Year	N	Pre Mean SS	Post Mean SS	Difference	Average progress STAR Year 4 – 5
4	132	78.52	84.89	+ 6.37	+ 1.35 per month
<i>2019/2020</i>		<i>83.28</i>	<i>85.24</i>	<i>+ 1.96</i>	
<i>2018/2019</i>		<i>82.61</i>	<i>86.94</i>	<i>+ 4.33</i>	
<i>2017/2018</i>		<i>82.47</i>	<i>89.13</i>	<i>+ 6.66</i>	
				<i>Greater than expected progress</i>	+ 3.37 over 2 ½ months
<b>Gender</b>					
Female	62	79.41	87.06	+ 7.65	
Male	70	77.72	82.96	+ 5.24	

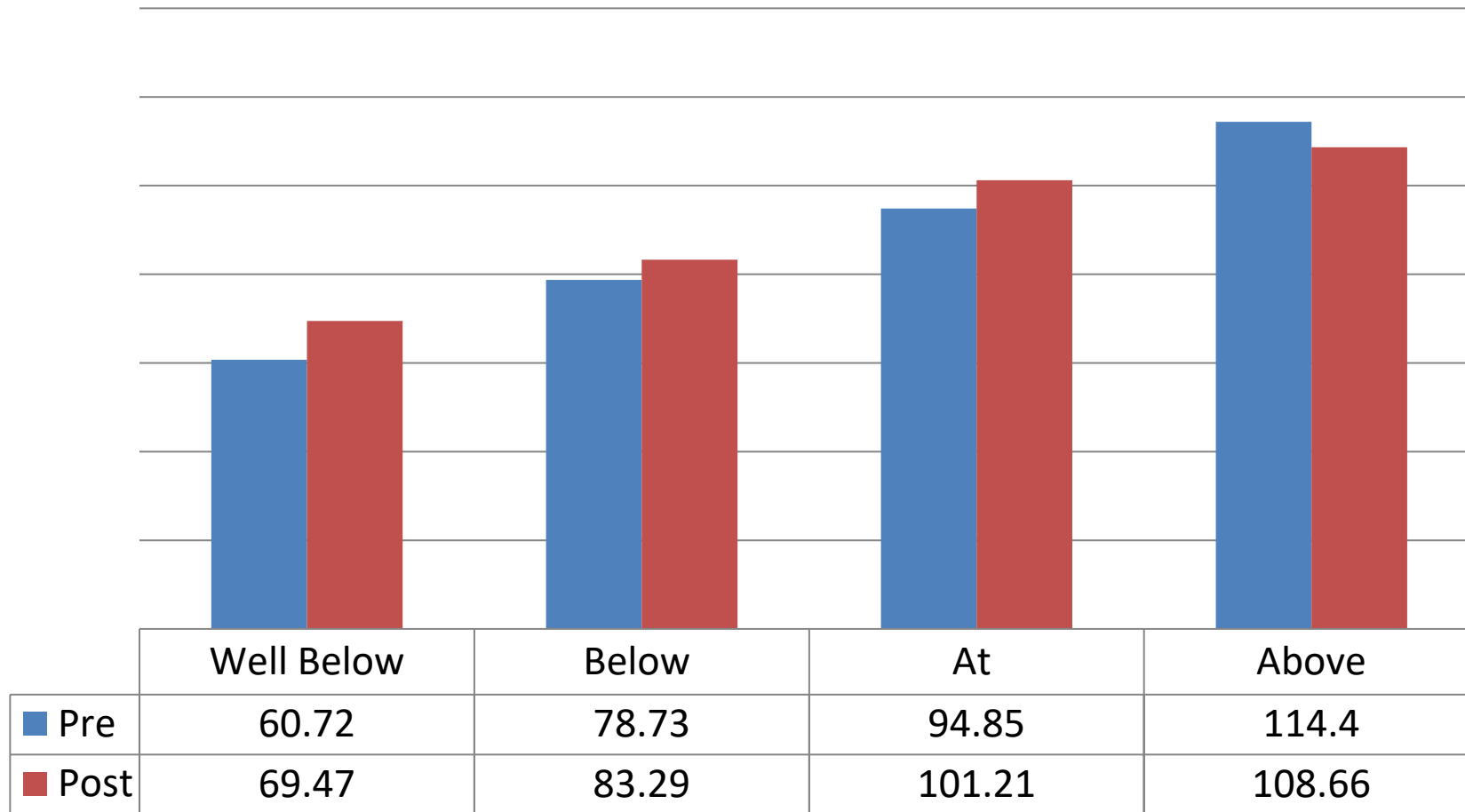
# Year 4: Ethnicity

	N	Pre Mean	Post Mean	Difference
NZ Māori	99	77.60	84.16	+ 6.56
NZ European	21	79.97	85.51	+ 5.54
Samoan	2	101.70	112.40	+ 10.70
CI Maori	1	55.00	63.90	+ 8.90
OPP	2	84.30	86.00	+ 1.70
Fijian	3	74.03	84.53	+ 10.50
Other	2	99.50	103.35	+ 3.85
Asian	2	77.15	78.35	+ 1.20

# Year 4: Ability

Group	N	Pre Mean	Post Mean	Difference	Average Progress
Well Below	46	60.72	69.47	+ 8.75	<i>greater than expected progress</i>
Below	40	78.73	83.29	+ 4.56	<i>as above</i>
At	43	94.85	101.21	+ 6.36	<i>as above</i>
Above	3	114.40	108.66	- 5.74	

# Yr. 4 Reading Progress – Ability Levels

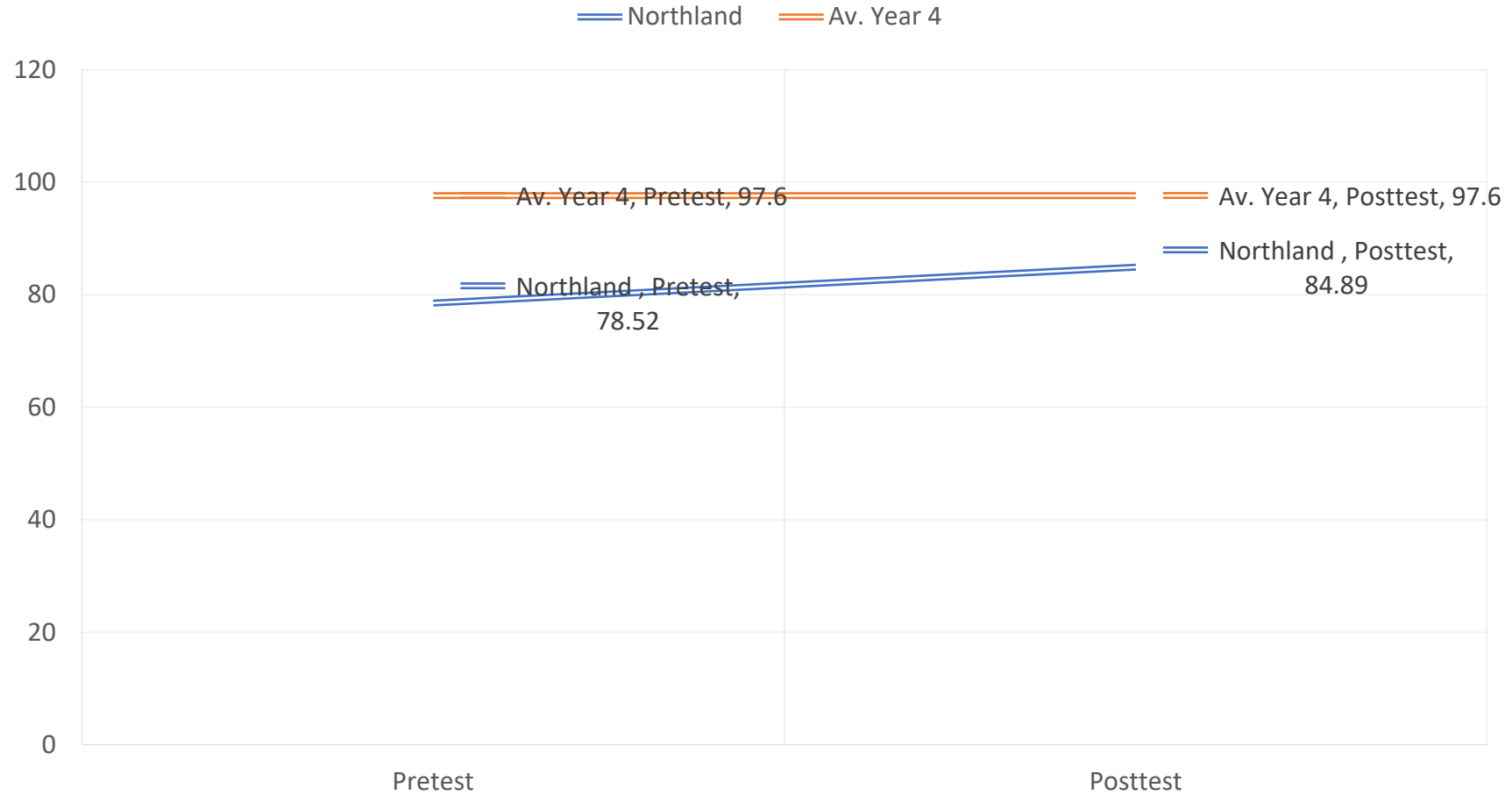




# Year 4: Subtests

Subtest	Pre Mean	Post Mean	Difference
Word Recognition	6.29	7.11	+ 0.82
Sentence Comp.	4.49	5.17	+ 0.68
Paragraph Comp.	7.24	5.99	- 1.25
Vocabulary	3.05	4.98	+ 1.93

# Northland Schools Year 4 & Average Year 4



# Overall Results: Reading Year 5

Year	N	Pre Mean SS	Post Mean SS	Difference	Average progress STAR Year 5 - 6
5	151	96.04	100.01	+ 3.97	+ 0.95 per month
<i>2019/2020</i>		<i>98.49</i>	<i>100.74</i>	<i>+ 2.25</i>	
<i>2018/2019</i>		<i>98.16</i>	<i>101.97</i>	<i>+ 3.81</i>	
<i>2017/2018</i>		<i>101.21</i>	<i>105.31</i>	<i>+ 4.10</i>	
				<i>Greater than expected progress</i>	+ 2.37 over 2 ½ months
<b>Gender</b>					
Female	70	97.54	100.95	+ 3.41	
Male	81	94.74	99.19	+ 4.45	

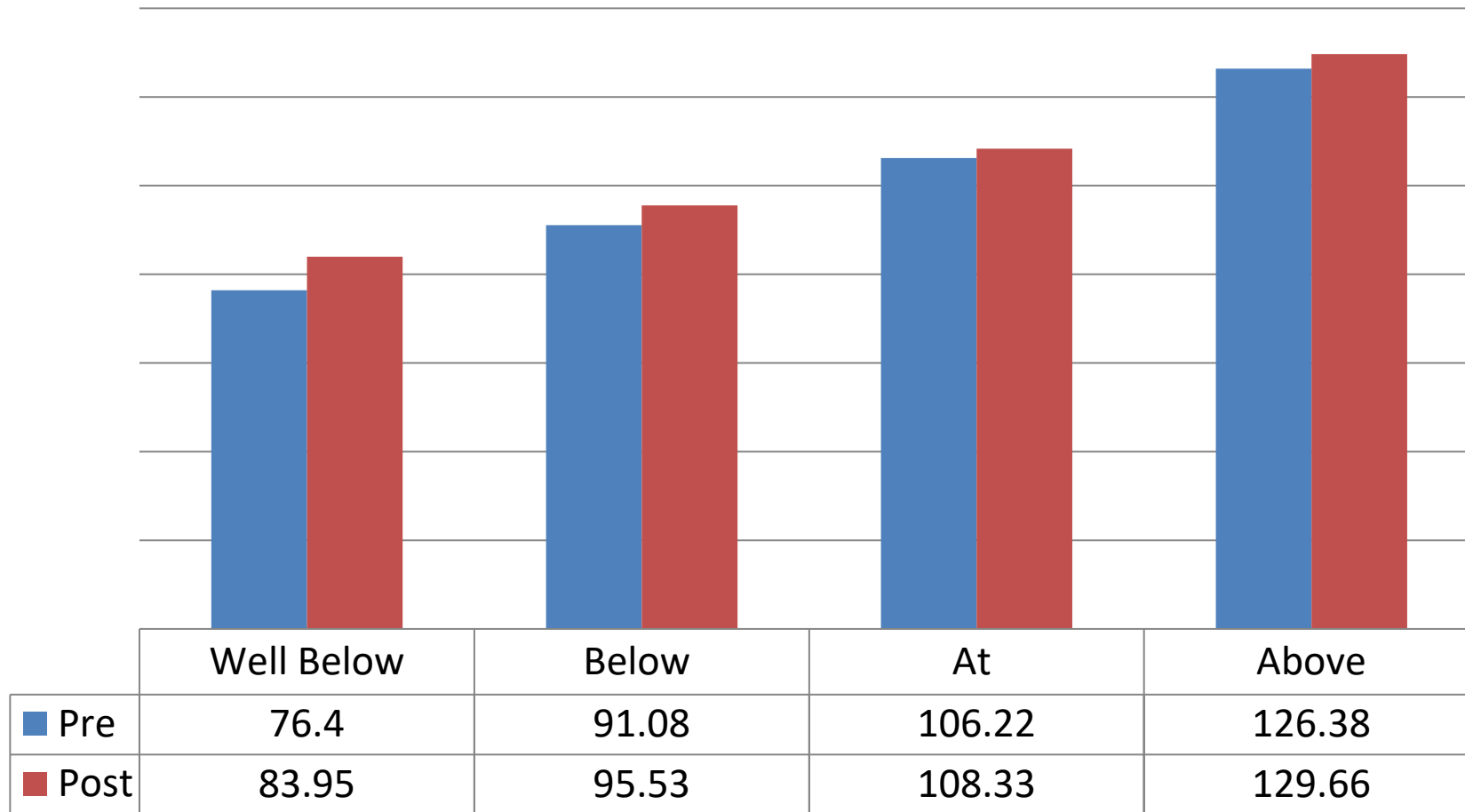
# Year 5: Ethnicity

	N	Pre Mean	Post Mean	Difference
NZ Māori	118	94.30	98.29	+ 3.99
NZ European	23	101.72	107.13	+ 5.41
CI Maori	1	94.90	99.20	+ 4.30
Samoan	2	89.25	84.75	- 4.50
OPP	2	111.05	111.00	- 0.05
African	2	98.85	101.50	+ 2.65
Asian	1	108.40	108.4	-
Other	2	116.75	118.25	+ 1.50

# Year 5: Ability

Group	N	Pre Mean	Post Mean	Difference
Well Below	26	76.40	83.95	+ 7.55
Below	57	91.08	95.53	+ 4.45
At	63	106.22	108.33	+ 2.11
Above	5	126.38	129.66	+ 3.28

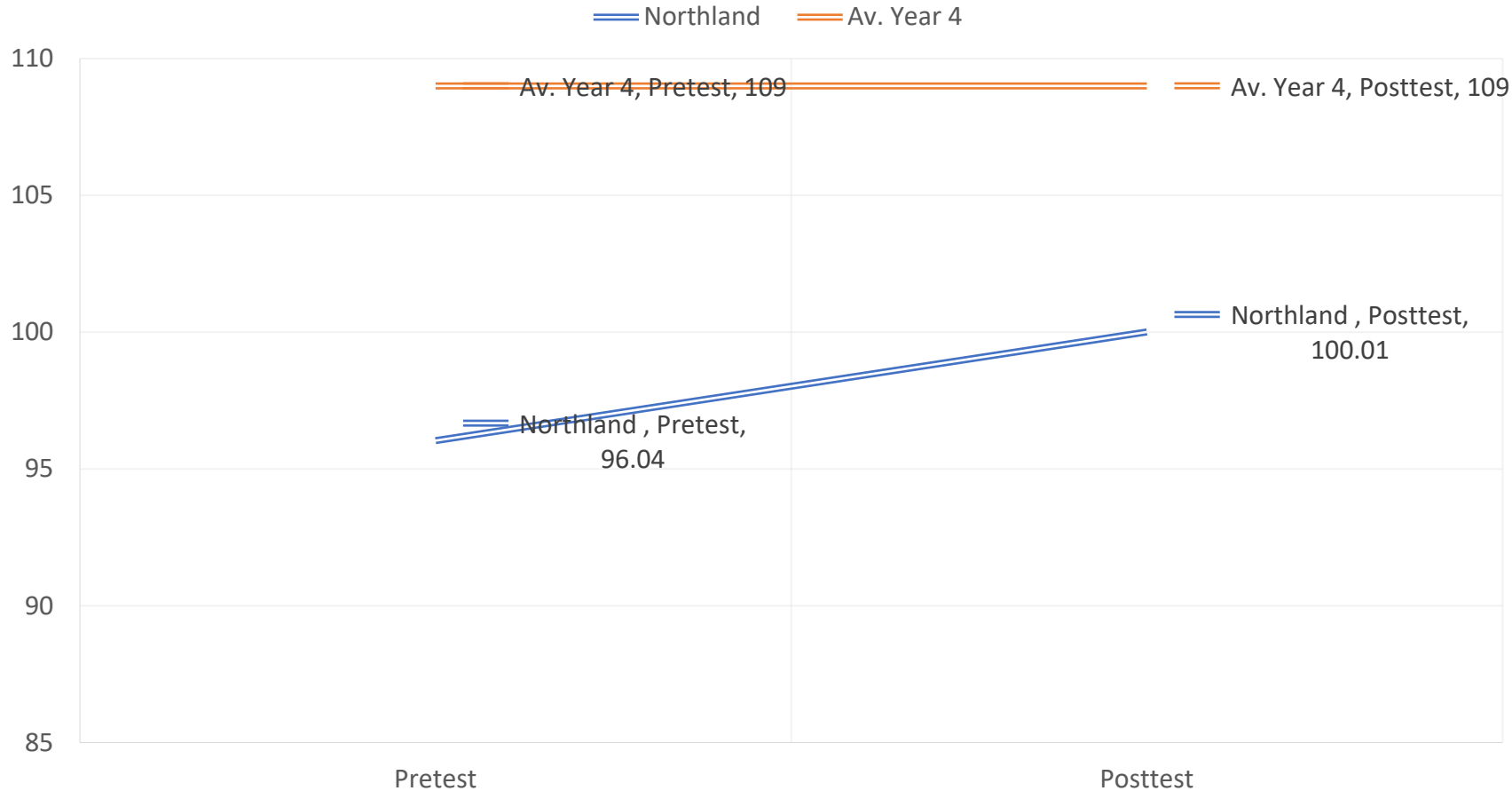
# Yr. 5 Reading Progress – Ability Levels



# Year 5: Subtests

Subtest	Pre Mean	Post Mean	Difference
Word Recognition	7.05	7.66	+ 0.61
Sentence Comp.	5.32	6.07	+ 0.75
Paragraph Comp.	7.07	8.71	+ 1.64
Vocabulary	4.65	4.66	+ 0.01

# Northland Schools Year 5 & Average Year 4





# Results Summary & Conclusions

## Year 3

- mean gains were made in the Overall, Female, Male, NZ Māori, NZ European, Tongan, 'Other', Below and At groups
- the Niuean (1 student), Indian (1 student), and Above groups all dropped at post test
- the Well Below, Samoan (1 student) and Fijian (1 student) groups all made greater than expected progress
- mean post test scores for all subtests increased

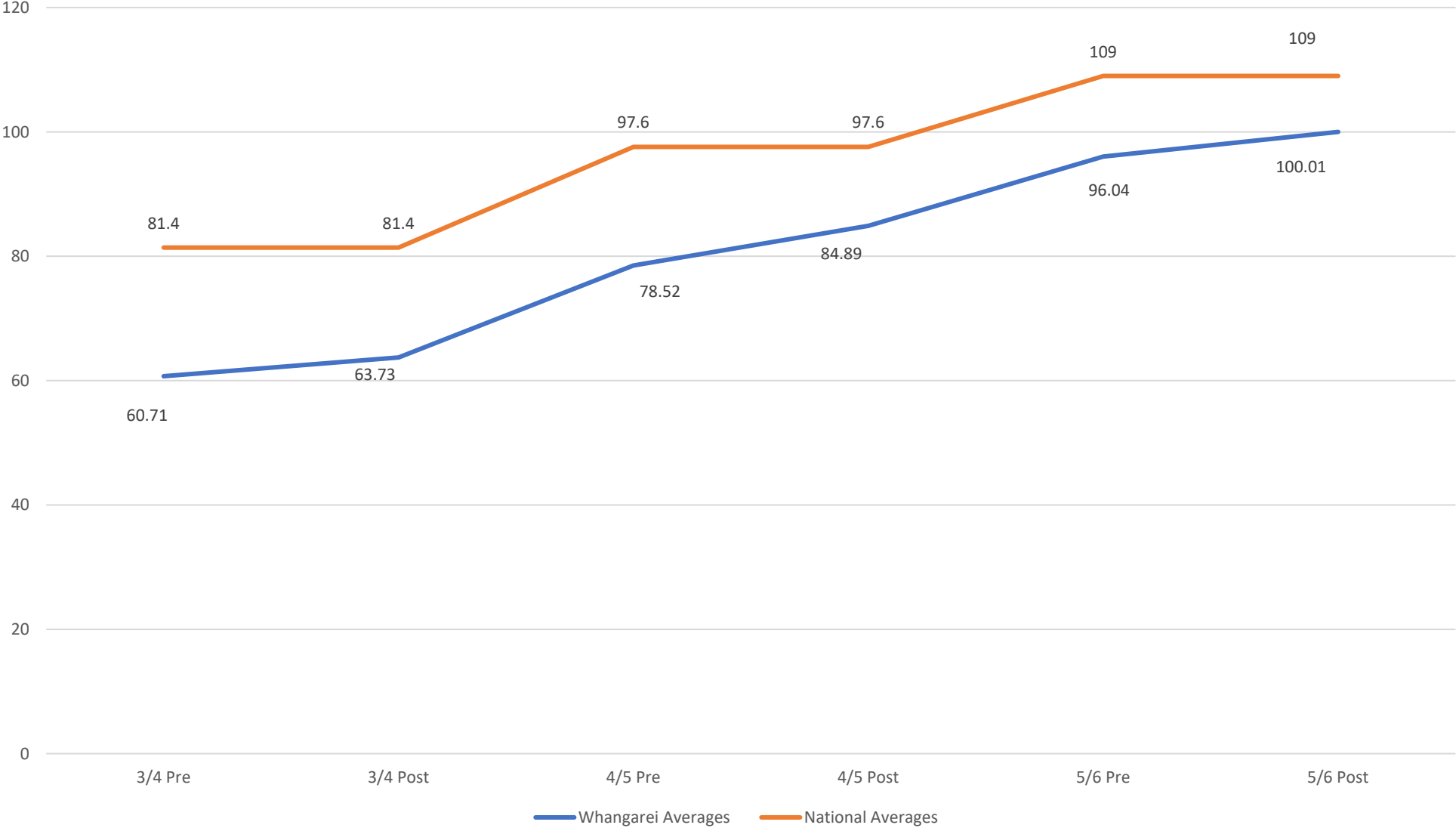
## Year 4

- greater than expected progress was made by the Overall, Female, Male, NZ Māori, NZ European, Samoan, CI Maori, Fijian, 'Other', Well Below, Below and At groups
- mean gains were made by the Asian and OPP groups
- the mean score for the Above group (3 students) decreased at post test
- mean scores for subtests 1, 2 and 4 increased at post test; the mean score for Paragraph Comprehension decreased

## Year 5

- the Overall, Female, Male, NZ Māori, NZ European, CI Maori, African, Well Below, Below and Above groups all made greater than expected progress
- mean gains were made by the At and 'Other' groups
- the mean score for the Samoan and OPP groups decreased at post test (2 students in each group)
- the mean score for the Asian group remained the same at post test
- all four subtests increased at post test

### Student Progress vs National Averages



**Student Progress vs National Averages - Whangarei**

	Yr 3 / 4 Pre	Yr 3 / 4 Post	Yr 4/5 Pre	Yr 4/5 Post	Yr 5/6 Pre	Yr 5/6 Post
--	--------------	---------------	------------	-------------	------------	-------------

<b>National Averages</b>	81.4	81.4	97.6	97.6	109	109
--------------------------	------	------	------	------	-----	-----

<b>Whangarei</b>	60.71	63.73	78.52	84.89	96.04	100.01
------------------	-------	-------	-------	-------	-------	--------

<b>Difference</b>	20.69	17.67	19.08	12.71	12.96	8.99
-------------------	-------	-------	-------	-------	-------	------

<b>Expected Progress/ Month</b>	2.3	2.3	1.35	1.35	0.95	0.95
---------------------------------	-----	-----	------	------	------	------

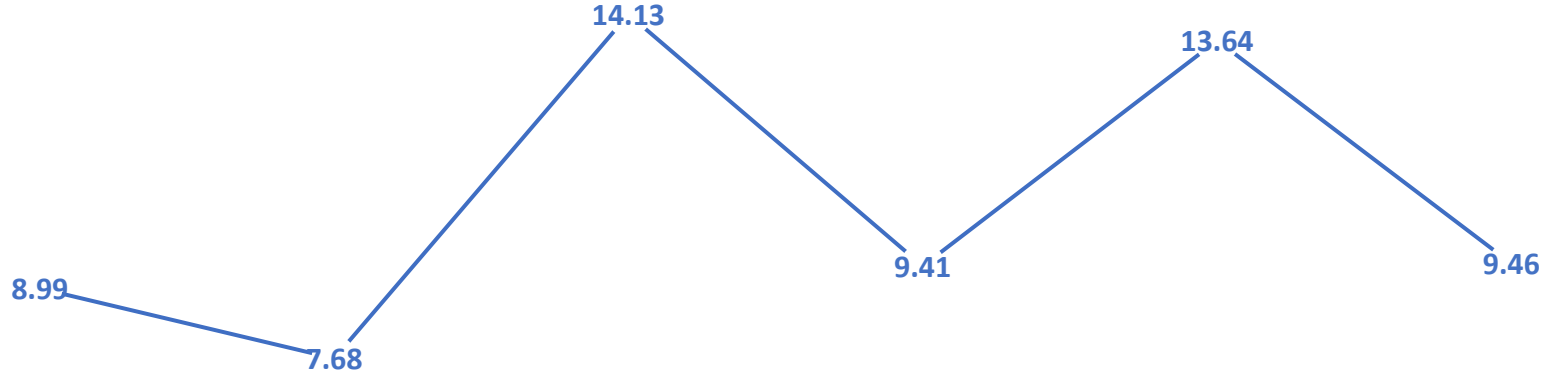
<b>Average months behind in reading</b>						
---	--	--	--	--	--	--

	Yr 3 / 4 Pre	Yr 3 / 4 Post	Yr 4/5 Pre	Yr 4/5 Post	Yr 5/6 Pre	Yr 5/6 Post
--	--------------	---------------	------------	-------------	------------	-------------

<b>Average months behind</b>	8.99	7.68	14.13	9.41	13.64	9.46
------------------------------	------	------	-------	------	-------	------

# AVERAGE NUMBER OF MONTHS BEHIND

Months behind - average



Yr 3/4 Pre

Yr 3/4 Post

Yr 4 / 5 Pre

Yr 4/5 Post

Yr 5/6 Pre

Yr 5/6 Post

# The ABCs of Improved Reading

- A = access to books – need a wide variety, but access alone not enough
- B = books that match readers' ability levels and interests – not too easy and not too hard
- C = comprehension – monitored and guided by an adult, teacher, or parent- the help of an adult who can ask questions and guide child to better understand what they are reading = **critical**

*James Kim, Harvard University*

- D= designated home liaison – visiting over the holidays supporting and encouraging child and parents & helping to keep the momentum going